

Garfield Heights City School District

# Monthly Financial Report

Fiscal Year 2024 Revenue and Expenditure Activity Through April

# Table of Contents

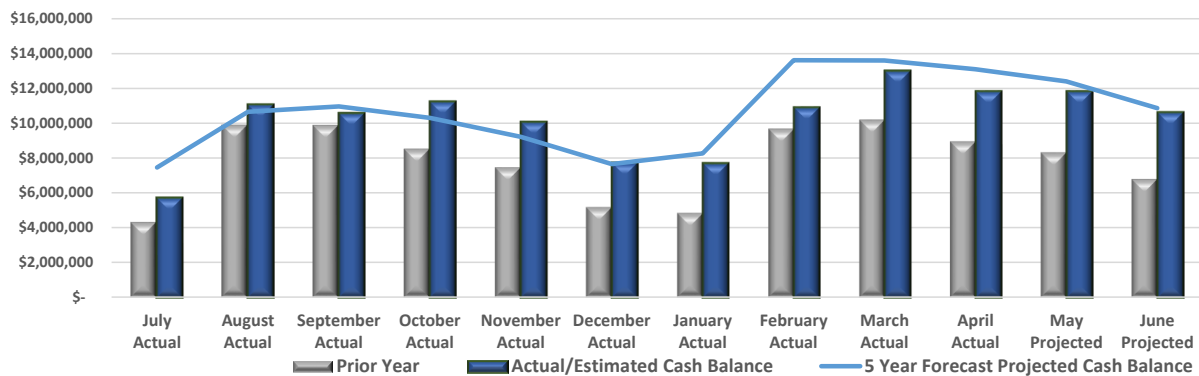
FISCAL YEAR 2024 REVENUE AND EXPENDITURE ANALYSIS THROUGH APRIL	3
FISCAL YEAR 2024 MONTHLY REVENUE ANALYSIS - APRIL	4
FISCAL YEAR 2024 REVENUE ANALYSIS - JULY - APRIL	5
FISCAL YEAR 2024 MONTHLY EXPENDITURE ANALYSIS - APRIL	6
FISCAL YEAR 2024 EXPENDITURE ANALYSIS - JULY - APRIL	7

## FISCAL YEAR 2024 REVENUE AND EXPENDITURE ANALYSIS THROUGH APRIL

### 1. ACTUAL COMPARED TO FORECAST VARIANCE AND NET FAVORABILITY ANALYSIS



### 2. VARIANCE AND CASH BALANCE COMPARISON



CURRENT MONTHLY CASH FLOW ESTIMATES A JUNE 30, 2024 CASH BALANCE OF

**\$10,607,015**

Current monthly cash flow estimates, including actual data through April indicate that the June 30, 2024 cash balance will be \$10,607,015, which is \$259,972 less than the five year forecast of \$10,866,987.

June 30 ESTIMATED CASH BALANCE IS

**\$(259,972)**

LESS THAN THE FORECAST/BUDGET AMOUNT

### 3. FISCAL YEAR 2024 REVENUE SHORTFALL/SURPLUS ANALYSIS (BASED UPON ACTUAL/ESTIMATED VARIANCE)

FY 2023 June Cash Balance

**\$6,773,146**

Estimated FY 2024 June Cash Balance

**\$10,607,015**

OPERATING SURPLUS OF

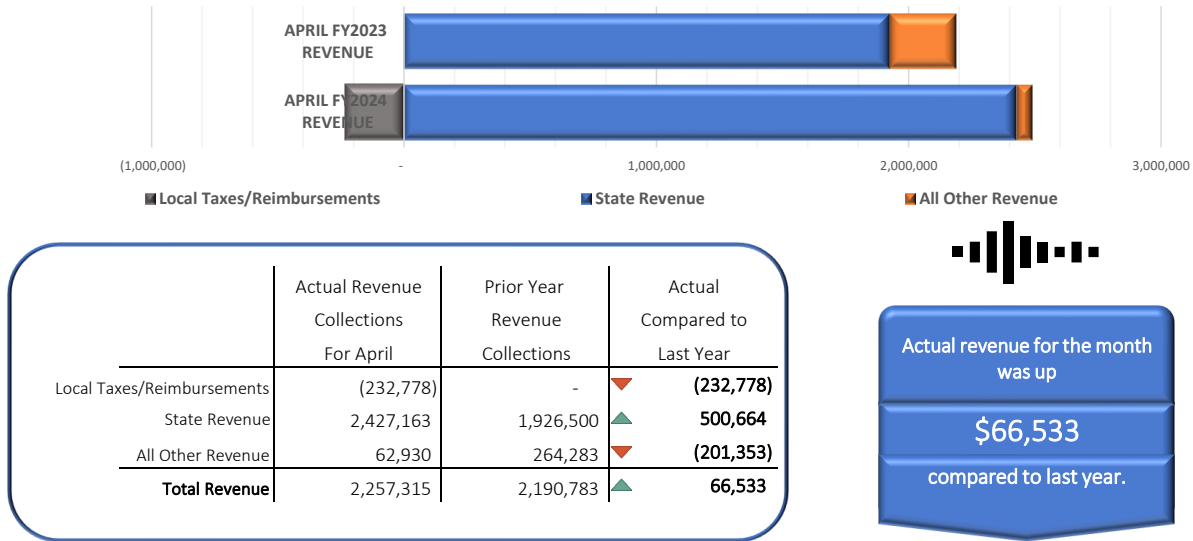
**\$3,833,869**

WILL INCREASE THE CASH BALANCE BY THE END OF THE FISCAL YEAR

Current cash flow monthly trend-estimates indicate this year's ending June 30 cash balance will INCREASE \$3,833,869 compared to last fiscal year ending June 30. This surplus outcome is the result of the cash flow revenue estimate of \$46,913,310 totaling more than estimated cash flow expenditures of \$43,079,440.

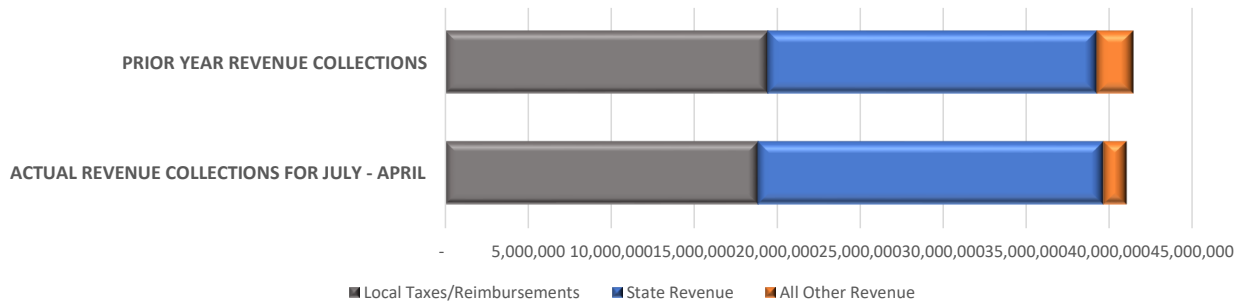
## FISCAL YEAR 2024 MONTHLY REVENUE ANALYSIS - APRIL

### 1. APRIL REVENUE COLLECTIONS COMPARED TO PRIOR YEAR



Overall total revenue for April is up 3.1% (\$66,533). The largest change in this April's revenue collected compared to April of FY2023 is higher restricted aid state (\$379,514) and lower homestead and rollback and other state reimbursements (-\$232,778). A single month's results can be skewed compared to a prior year because of the timing of revenue received. The fiscal year-to-date results, when involving additional months of revenue activity can provide more insight.

### 2. ACTUAL REVENUE RECEIVED THROUGH APRIL COMPARED TO THE PRIOR YEAR



Fiscal year-to-date General Fund revenue collected totaled \$41,056,129 through April, which is -\$392,596 or -.9% lower than the amount collected last year. The largest difference in revenue when comparing current year-to-date revenue collected through April to the same period last year is unrestricted grants in aid revenue coming in \$983,841 higher compared to the previous year, followed by local taxes coming in -\$735,698 lower.

## FISCAL YEAR 2024 REVENUE ANALYSIS - JULY - APRIL

### 3. POSSIBLE CASH FLOW VARIANCE FROM FORECAST DUE TO FYTD ACTUAL RESULTS

CURRENT YEAR-TO-DATE REVENUE  
COLLECTIONS INDICATE A

**\$493,912**

FAVORABLE COMPARED TO  
FORECAST

	Forecast Annual Revenue Estimates	Cash Flow Actual/Estimated Calculated Annual Amount	Current Year Forecast Compared to Actual/Estimated
Loc. Taxes/Reimbur.	19,703,017	19,748,252	45,235
State Revenue	24,919,158	25,111,462	192,304
All Other Revenue	1,797,223	2,053,596	256,373
Total Revenue	46,419,398	46,913,310	493,912

The top two categories (restricted aid state and unrestricted grants in aid), represents 38.9% of the variance between current revenue estimates and the amounts projected in the five year forecast.

The total variance of \$493,912 (current revenue estimates vs. amounts projected in the five year forecast) is equal to 1.06% forecast annual revenue

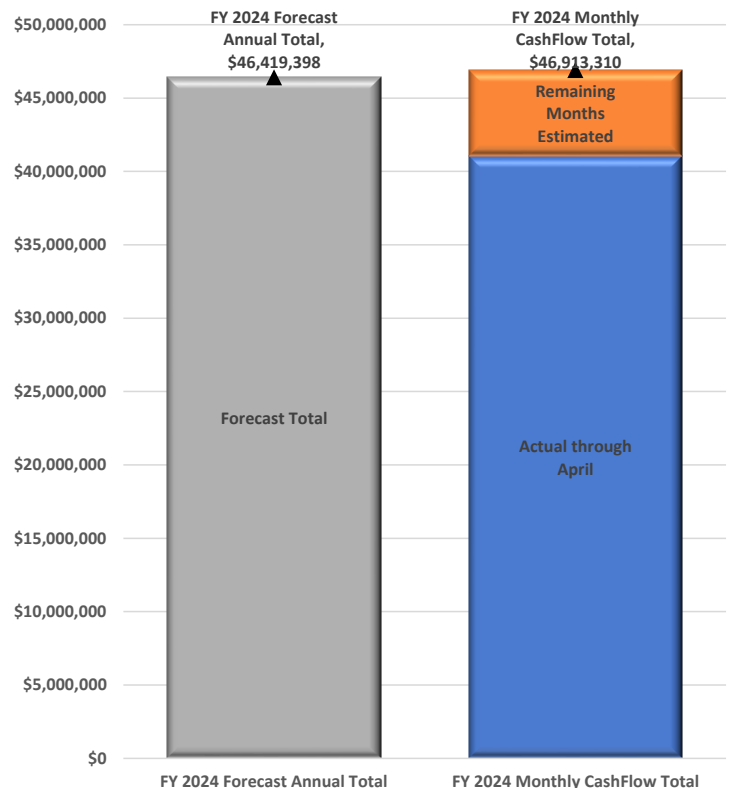
#### Top Forecast vs. Cash Flow Actual/Estimated Amounts

Variance Based on Actual/Estimated Annual Amount	Expected Over/(Under) Forecast
Restricted Aid State ▲	440,214
Unrestricted Grants In Aid ▼	(247,911)
stead and Rollback and other state reimbursements ▼	(219,399)
Investment Earnings ▲	191,269
All Other Revenue Categories ▲	329,739
Total Revenue ▲	493,912

### 4. REVENUE VARIANCE ANALYSIS OF POTENTIAL IMPACT

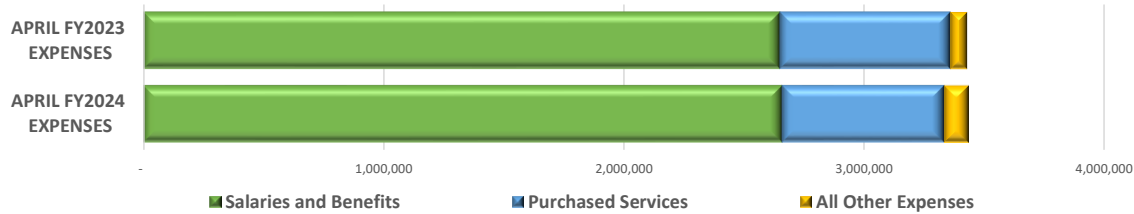
Results through April indicate a favorable variance of \$493,912 compared to the forecast total annual revenue. This means the forecast cash balance could be improved.

The fiscal year is 83% complete. Monthly cash flow, comprised of 10 actual months plus 2 estimated months indicates revenue totaling \$46,913,310 which is \$493,912 more than total revenue projected in the district's current forecast of \$46,419,398



## FISCAL YEAR 2024 MONTHLY EXPENDITURE ANALYSIS - APRIL

### 1. APRIL EXPENDITURES COMPARED TO PRIOR YEAR



	Actual Expenses For April	Prior Year Expenditure Incurred	Actual Compared to Last Year
Salaries and Benefits	2,658,198	2,648,921	▲ 9,278
Purchased Services	676,312	710,209	▼ (33,897)
All Other Expenses	101,298	70,267	▲ 31,031
<b>Total Expenditures</b>	<b>3,435,809</b>	<b>3,429,397</b>	<b>▲ 6,412</b>



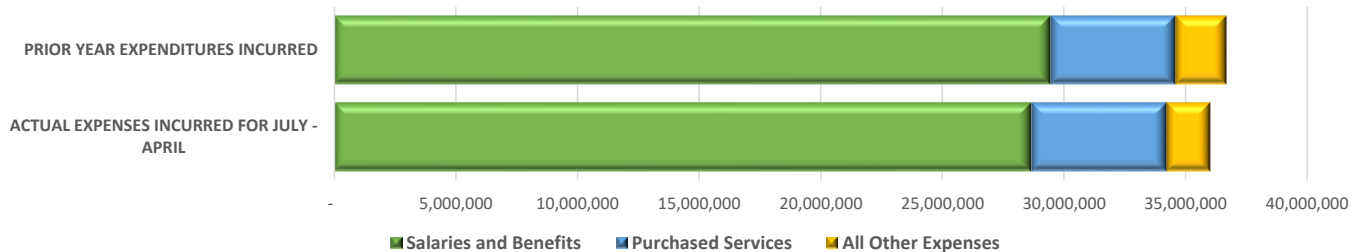
Actual expenses for the month was up

**\$6,412**

compared to last year.

Overall total expenses for April are up .2% (\$6,412). The largest change in this April's expenses compared to April of FY2023 is lower tuition and similar payments (-\$160,415), higher professional and technical services (\$86,142) and lower regular certified salaries (-\$80,259). A single month's results can be skewed compared to a prior year because of the timing when expenses are incurred. The fiscal year-to-date results, when involving additional months of expense activity can provide more insight.

### 2. ACTUAL EXPENSES INCURRED THROUGH APRIL COMPARED TO THE PRIOR YEAR



	Actual Expenses For July - April	Prior Year Expenditures Incurred	Actual Compared to Last Year
Salaries and Benefits	28,669,696	29,460,887	▼ (791,191)
Purchased Services	5,570,879	5,132,062	▲ 438,817
All Other Expenses	1,782,957	2,089,549	▼ (306,593)
<b>Total Expenditures</b>	<b>36,023,532</b>	<b>36,682,499</b>	<b>▼ (658,967)</b>

Compared to the same period, total expenditures are

**\$658,967**

lower than the previous year

Fiscal year-to-date General Fund expenses totaled \$36,023,532 through April, which is -\$658,967 or -1.8% lower than the amount expended last year. The largest difference in expenditures when comparing current year-to-date expenditures through April to the same period last year is that regular certified salaries costs are -\$1,081,619 lower compared to the previous year, followed by professional and technical services coming in \$535,035 higher and regular classified salaries coming in \$246,885 higher.

## FISCAL YEAR 2024 EXPENDITURE ANALYSIS - JULY - APRIL

### 3. POSSIBLE CASH FLOW VARIANCE FROM FORECAST DUE TO FYTD ACTUAL RESULTS

**CURRENT YEAR-TO-DATE  
EXPENDITURES INDICATE A**

**\$753,883**

**UNFAVORABLE COMPARED TO  
FORECAST**

	Forecasted Annual Expenses	Cash Flow Actual/Estimated Calculated Annual Amount	Forecasted amount compared to Actual/Estimated
Salaries and Benefits	33,388,246	34,055,271	▲ 667,025
Purchased Services	6,210,898	6,693,237	▲ 482,339
All Other Expenses	2,726,413	2,330,932	▼ (395,481)
<b>Total Expenditures</b>	<b>42,325,557</b>	<b>43,079,440</b>	<b>▲ 753,883</b>

#### Top Forecast vs. Cash Flow Actual/Estimated Amounts

Variance Based on Actual/Estimated Annual Amount	Expected Over/(Under) Forecast
Retirement Classified ▲	1,021,127
Retirement Certified ▼	(809,310)
Professional and Technical Services ▲	654,502
Regular Classified Salaries ▲	579,882
All Other Expense Categories ▼	(692,318)
<b>Total Expenses ▲</b>	<b>753,883</b>


The top two categories (retirement classified and retirement certified), represents 28.1% of the variance between current expense estimates and the amounts projected in the five year forecast.

The total variance of \$753,883 (current expense estimates vs. amounts projected in the five year forecast) is equal to 1.8% of the total Forecasted annual expenses.

### 4. EXPENDITURE VARIANCE ANALYSIS OF POTENTIAL IMPACT

Results through April indicate that Fiscal Year 2024 actual/estimated expenditures could total \$43,079,440 which has a unfavorable expenditure variance of \$753,883. This means the forecast cash balance could be reduced.

The fiscal year is approximately 83% complete. Monthly cash flow, comprised of 10 actual months plus 2 estimated months indicates expenditures totaling \$43,079,440 which is \$753,883 more than total expenditures projected in the district's current forecast of \$42,325,557



# Garfield Heights City Schools

April 30, 2024



## FINSUMM Financial Summary

Fund	Fund Name	Beginning Balance	Monthly Receipts	Fiscal Year To Date Receipts	Monthly Expenditures	Fiscal Year To Date Expenditures	Current Fund Balance	Current Encumbrances	Unencumbered Fund Balance
001	General Fund	\$6,773,145.75	\$2,257,374.17	\$41,056,187.58	\$3,438,403.90	\$36,026,126.88	\$11,803,206.45	\$1,808,593.71	\$9,994,612.74
002	Bond Retirement	\$2,404,571.22	\$210,964.33	\$3,512,003.57	\$0.00	\$4,133,468.03	\$1,783,106.76	\$0.00	\$1,783,106.76
003	Permanent Improvement	\$101,972.68	\$21,813.66	\$141,447.86	\$0.00	\$181,005.63	\$62,414.91	\$0.00	\$62,414.91
004	Building Fund	\$41,212.47	\$12,323.87	\$71,525.86	\$0.00	\$0.00	\$112,738.33	\$0.00	\$112,738.33
006	Food Service	\$1,626,825.50	\$154,366.70	\$1,194,457.33	\$92,756.29	\$1,372,760.23	\$1,448,522.60	\$384,344.04	\$1,064,178.56
007	Special Trust	\$10,614.21	\$500.00	(\$350.00)	\$0.00	\$4,500.00	\$5,764.21	\$4,500.00	\$1,264.21
008	Endowment Trust	\$106,158.71	\$1,104.04	\$7,665.18	\$0.00	\$1,500.00	\$112,323.89	\$0.00	\$112,323.89
009	Uniform Supplies	\$0.00	\$21,948.00	\$26,375.00	\$0.00	\$20,809.90	\$5,565.10	\$3,848.24	\$1,716.86
014	Rotary - Internal Services	\$45,764.69	\$1,350.00	\$3,450.00	\$6,828.75	\$14,921.28	\$34,293.41	\$8,321.25	\$25,972.16
018	Public School Support	\$9,132.96	\$1,037.73	\$31,221.66	\$0.00	\$24,892.94	\$15,461.68	\$10,255.65	\$5,206.03
019	Other Grants	\$365,281.16	\$59,288.99	\$692,016.69	\$29,840.14	\$478,342.80	\$578,955.05	\$220,724.25	\$358,230.80
022	District Agency	\$28,500.12	\$0.00	\$0.00	\$0.00	\$0.00	\$28,500.12	\$0.00	\$28,500.12
024	Employee Benefits Self Insurance	\$94,542.36	\$0.00	\$0.00	\$3,781.85	(\$115,288.81)	\$209,831.17	\$941,950.84	-\$732,119.67
034	Classroom Facilities Maintenance	\$193,838.04	\$0.00	\$254,529.07	\$7,166.61	\$250,431.12	\$197,935.99	\$27,852.54	\$170,083.45
200	Student Managed Funds	\$17,325.28	\$3,081.00	\$18,944.63	\$850.00	\$29,176.77	\$7,093.14	\$4,505.79	\$2,587.35
300	District Managed Funds	(\$503.00)	\$1,050.02	\$131,970.00	\$4,420.41	\$210,245.51	(\$78,778.51)	\$51,852.16	-\$130,630.67
401	Auxiliary Services	(\$930.38)	\$1,611.16	\$708,164.72	\$50,485.66	\$466,152.97	\$241,081.37	\$176,275.34	\$64,806.03
439	Public School Preschool	(\$6,460.30)	\$0.00	\$127,273.23	\$23,347.80	\$170,267.63	(\$49,454.70)	\$0.00	-\$49,454.70
440	Entry Year Programs	\$182.53	\$0.00	\$0.00	\$0.00	\$0.00	\$182.53	\$0.00	\$182.53
451	OneNet (Data Communication)	\$13,228.04	\$0.00	\$9,987.65	\$0.00	\$0.00	\$23,215.69	\$0.00	\$23,215.69
452	Schoolnet Professional Development	\$8.95	\$0.00	\$0.00	\$0.00	\$0.00	\$8.95	\$0.00	\$8.95
461	Vocational Education Enhancements	\$3,198.82	\$0.00	\$0.00	\$0.00	\$0.00	\$3,198.82	\$0.00	\$3,198.82
463	Alternative Schools	\$334.05	\$0.00	\$0.00	\$0.00	\$0.00	\$334.05	\$0.00	\$334.05
467	Health and Wellness	\$0.67	\$0.00	\$0.00	\$0.00	\$0.00	\$0.67	\$0.00	\$0.67
499	Miscellaneous State Grants	\$20,886.27	\$0.00	\$0.00	\$0.00	\$0.00	\$20,886.27	\$0.00	\$20,886.27
504	CCBD funds (defunct)	\$0.45	\$0.00	\$0.00	\$0.00	\$0.00	\$0.45	\$0.00	\$0.45
506	Race to the Top	\$604.50	\$0.00	\$0.00	\$0.00	\$0.00	\$604.50	\$0.00	\$604.50
507	ESSER	(\$423,219.67)	\$287,957.62	\$10,282,813.33	\$457,662.90	\$9,774,246.25	\$85,347.41	\$322,056.17	-\$236,708.76
509	21st Century College Now	\$68,440.60	\$0.00	\$34,970.33	\$8,764.26	\$156,508.63	(\$53,097.70)	\$0.00	-\$53,097.70
516	IDEA-B	(\$30,612.82)	\$59,188.98	\$809,664.42	\$89,623.18	\$908,292.69	(\$129,241.09)	\$198,019.17	-\$327,260.26
533	Title IID Technology	\$75.92	\$0.00	(\$0.00)	\$0.00	\$0.00	\$75.92	\$0.00	\$75.92
536	Title I - School Improvement Part A	\$4,951.85	\$4,274.27	\$44,155.93	\$3,810.13	\$49,997.19	(\$889.41)	\$0.00	-\$889.41
572	Title I - Disadvantaged Children	(\$804,033.18)	\$157,910.67	\$2,387,366.90	\$157,482.36	\$2,363,313.61	(\$779,979.89)	\$197,524.83	-\$977,504.72
573	Title V	\$2,074.48	\$0.00	\$0.00	\$0.00	\$0.00	\$2,074.48	\$0.00	\$2,074.48
584	Title IVA	(\$499.33)	\$24,133.10	\$167,782.42	\$21,198.74	\$183,955.90	(\$16,672.81)	\$75,010.75	-\$91,683.56
587	Preschool Handicap	(\$2,045.72)	\$2,479.48	\$33,247.08	\$2,435.16	\$43,433.51	(\$12,232.15)	\$0.00	-\$12,232.15
590	Title II-A - Improving Teacher Quality	(\$49,814.02)	\$4,764.75	\$146,041.74	\$0.00	\$175,862.29	(\$79,634.57)	\$74,735.68	-\$154,370.25
599	Miscellaneous Federal Grants	\$4,903.68	\$0.00	\$0.00	\$0.00	\$0.00	\$4,903.68	\$0.00	\$4,903.68
	<b>Grand Totals (ALL Funds)</b>	<b>\$10,619,657.54</b>	<b>\$3,288,522.54</b>	<b>\$61,892,912.18</b>	<b>\$4,398,858.14</b>	<b>\$56,924,922.95</b>	<b>\$15,587,646.77</b>	<b>\$4,510,370.41</b>	<b>\$11,077,276.36</b>



## **Garfield Heights City School District April**

### DEPOSITORY BALANCES

First Merit - Athletic Account	
JPMorgan Chase (payroll)	\$11,225.40
Key Bank (checking)	\$1,888,540.41
PNC Bank (checking)	\$77,536.53
PNC Bank (deposits)	\$296,433.84

### **TOTAL DEPOSITORY BALANCES**

**\$2,273,736.18**

### INVESTMENTS

PNC	\$2.40
Star Ohio	\$11,567,968.56
Citizens Bank	\$34,074.88
Citizens Bank	\$6,705.22
RedTree Investment	\$1,733,810.47

### **TOTAL INVESTMENTS**

**\$13,342,561.53**

---

### **TOTAL CASH ON HAND**

### **GRAND TOTAL**

**\$15,616,297.71**

### RECONCILING ITEMS

Outstanding Checks-Regular Account	(\$31,270.75)
Outstanding Check - Payroll Account	(\$3,702.73)
IRS Payment to be reimbursed (Cleared JP 12/5/2023)	\$2,378.65
Payroll Adjustments	\$1,079.23
American Fidelity Variance December Bank to Book	(\$212.35)
American Fidelity Variance January Bank to Book	\$3,320.55
American Fidelity Variance February Bank to Book	(\$15.43)
American Fidelity Variance March Bank to Book	(\$28.10)
American Fidelity Variance April Bank to Book	(\$28.10)
Board share life ins variance February bank to book	\$7.06
Texas Life Variance April Bank to Book	(\$144.80)
Quarterly Parma Tax	(\$34.34)

### **TOTAL RECONCILING ITEMS**

**(\$28,651.11)**

### **RECONCILED BANK BALANCE**

**\$15,587,646.60**

### **TREASURER'S BALANCE**

**\$15,587,646.60**

### **VARIANCE**

**\$0.00**

**Garfield Heights City Schools**



**Approved Grant Funds for 2023/2024**



Fund	Description	Authorized Amount	Monthly Amount Received	Amount Received Project-To-Date
	<u><b>Intermediate Grants</b></u>			
019/914A	Closing the Achievement Gap - CY 2023/CY2024	\$100,000.00		104,184.65
019/924T	TSL Grant (expected amount from ESC)	\$405,298.93	\$59,288.99	\$147,861.71
	<b>Total Intermediate Grants</b>	<b>\$505,298.93</b>		<b>252,046.36</b>
	<u><b>State Grants</b></u>			
439/9024	Public School Preschool	\$170,000.00	\$0.00	\$114,466.82
019/9240	State Safety and Security Grant	\$150,000.00	\$0.00	\$150,000.00
	<b>Total State Grants</b>	<b>\$320,000.00</b>		<b>\$264,466.82</b>
	<u><b>Federal Grants -Entitlement Funds</b></u>			
509/9024	College Now	\$200,000.00	\$0.00	\$34,970.33
516/9024	IDEA-B Special Education	\$1,107,492.63	\$59,188.98	\$698,474.58
536/9024	Title I Non Competitive School Imp.	\$129,316.77	\$4,274.27	\$44,155.93
572/9024	Title I	\$2,473,095.35	\$157,910.67	\$1,262,567.81
572/924E	Title I - Expanding Opportunitites Sub-Grant	\$56,818.23	\$0.00	\$0.00
57/9024-90	Preschool Special Education	\$19,838.66	\$2,479.48	\$33,247.08
590/9024	Title II-A Improving Teacher Quality	\$331,377.06	\$4,764.75	\$146,041.74
584/9024	Title IV-A Student Supp/Academic Enrich	\$252,010.68	\$24,133.10	\$167,782.42
584/924S	TITLE IV- STRONGER CONNECTIONS SUB-GRANT	\$94,156.17	\$0.00	\$0.00
507/9024	ARP ESSER - EXPIRES 9/30/2024	\$16,158,353.99	\$287,957.62	\$10,282,813.33
	<b>Total Federal Grants</b>	<b>\$20,822,459.54</b>		<b>\$12,670,053.22</b>

**Total percent of project cash received**

**61%**



P.O. Box 7177  
Dublin, OH 43017

## Account Statement

April 01, 2024 - April 30, 2024

ACCOUNT NUMBER

15348

REGISTRATION

GARFIELD HTS BD of EDUCATION  
ATTN PHILLIP J. OKO  
5640 BRIARCLIFF DR  
GARFIELD HTS, OH 44125

### Return Service Requested

0001157-0001236 PDFE 001 ----- 645046



GARFIELD HTS BD OF EDUCATION  
ATTN PHILLIP J. OKO  
5640 BRIARCLIFF DR  
GARFIELD HTS, OH 44125

### Client Services



Call: 800-648-STAR (7827)



Visit our website: [www.tos.ohio.gov/star-ohio](http://www.tos.ohio.gov/star-ohio)



Funds Management  
STAR Ohio  
Columbus, OH 43260

### Shareholder Message Center

Did you know that you can schedule transactions up to 30 days in advance both online and via telephone? Scheduling transactions in advance allows you the freedom to plan your time effectively and adapt to unexpected changes while also allowing the STAR Ohio Fund to select investments in advance to achieve the best yield possible for its participants.

As a reminder, STAR Ohio does not accept check purchases nor allow check redemptions.

STAR Ohio will be closed on Monday, May 27 in observance of Memorial Day and Wednesday, June 19 in observance of Juneteenth. The market will close early on Friday, May 24, 2024. The deadline for all transactions will be 1:00 p.m. on this day.

For questions or to make updates to your account, please contact STAR Ohio Monday through Friday from 8:30 a.m. to 5:00 p.m. at 1.800.648.STAR(7827) or by email at [info@starohio.com](mailto:info@starohio.com).

### ACCOUNT SUMMARY

Funds	Total Shares	Share Price	Share Value
STAR Ohio	11,567,968.560	\$1.0000	\$11,567,968.56

### DISTRIBUTION SUMMARY

Funds	YTD Earnings	Reinvestment Option
	Income	Income
STAR Ohio	\$167,133.90	Reinvest

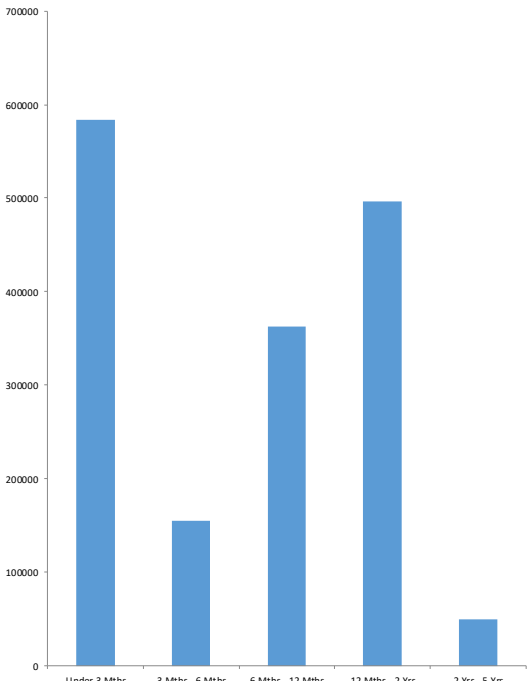
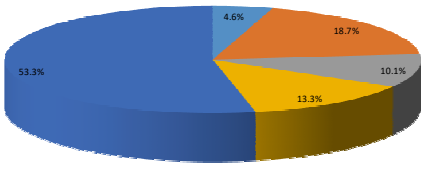
### TRANSACTIONS

STAR Ohio Account Number: 15348

30 Day Yield = 5.46%

Date	Transaction Type	To/From Account Number	Shares	Share Price	Gross Amount	Share Value
	<b>Beginning Shares Balance</b>		<b>13,728,739.040</b>	<b>\$1.00</b>		<b>\$13,728,739.04</b>
04/03/2024	Redemption		(1,140,792.680)	\$1.00	(\$1,140,792.68)	12,587,946.36
04/17/2024	Redemption		(1,074,526.270)	\$1.00	(\$1,074,526.27)	11,513,420.09
04/30/2024	Income Dividend Reinvestment		54,548.470	\$1.00	\$54,548.47	11,567,968.56
	<b>Closing Balance</b>		<b>11,567,968.560</b>	<b>\$1.00</b>		<b>\$11,567,968.56</b>

**Monthly Investment Summary**  
**Garfield Heights City Schools**  
**US Bank Custodian Acct Ending x70765**  
 April 30, 2024

Monthly Cash Flow Activity		Market Value Summary				
From 03-31-24 through 04-30-24						
Beginning Book Value	1,730,059.03					
Contributions	0.00					
Withdrawals	0.00					
Prior Month Management Fees	-215.21					
Realized Gains/Losses	59.00					
Gross Interest Earnings	3,907.65					
Ending Book Value	1,733,810.47					
		<b>Security Type</b>	<b>Market Value</b>	<b>Pct. Assets</b>	<b>Avg Yield at Cost</b>	<b>Wght Avg Mat</b>
		<b>Money Market Fund</b>				
		MONEY MARKET FUND	79,932.38	4.6	5.17	0.00
		<b>Fixed Income</b>				
		U.S. GOVERNMENT AGENCY NOTES	322,118.07	18.7	0.56	0.83
		U.S. TREASURY NOTES	173,516.02	10.0	3.37	0.36
		Accrued Interest	1,479.87	0.1		
		<b>Commercial Paper</b>				
		COMMERCIAL PAPER	228,630.41	13.2	5.68	0.11
		<b>Certificate of Deposit</b>				
		CERTIFICATES OF DEPOSIT	918,064.85	53.2	4.37	1.05
		Accrued Interest	3,241.30	0.2		
		<b>TOTAL PORTFOLIO</b>	<b>1,726,982.90</b>	<b>100.0</b>	<b>3.77</b>	<b>0.76</b>
Maturity Distribution		Security Type Allocation				
<b>Distribution by Maturity</b> 						

**Disclosures:**

RedTree's internal accounting system is used as the source of the market value of this account. Although obtained from a source believed to be reliable, we cannot guarantee its accuracy. You should review all account statements provided by the custodian and compare with the statements provided by RedTree.

Questions? Call 888.596.2293 or email [info@redtreeinv.com](mailto:info@redtreeinv.com)

**Portfolio Holdings Report**  
**Garfield Heights City Schools**  
**US Bank Custodian Acct Ending x70765**  
 April 30, 2024

Quantity	Cusip	Security Description	Moody's	S&P	Cost Basis	Market Value	Yield at Cost	Wtd Maturity	Purchase Date
<b>U.S. GOVERNMENT AGENCY NOTES</b>									
140,000	3130AMBY7	Federal Home Ln Bank 0.550% Due 11-26-24	Aaa	AA+	139,986.00	136,347.36	0.55	0.56	05-28-21
110,000	3133EMER9	Federal Farm Credit Bank 0.470% Due 01-27-25	Aaa	AA+	109,873.50	106,181.40	0.50	0.72	10-29-20
85,000	3134GWZV1	Federal Home Ln Mtg 0.650% Due 10-22-25	Aaa	AA+	85,000.00	79,589.31	0.65	1.44	10-23-20
	Accrued Interest					480.33			
					334,859.50	322,598.41	0.56	0.83	
<b>U.S. TREASURY NOTES</b>									
155,000	91282CFG1	US Treasury Note 3.250% Due 08-31-24	Aaa	AA+	154,418.75	153,916.21	3.45	0.33	08-31-22
20,000	9128283P3	US Treasury Note 2.250% Due 12-31-24	Aaa	AA+	19,742.19	19,599.80	2.75	0.64	04-21-22
	Accrued Interest					999.53			
					174,160.94	174,515.55	3.37	0.36	
<b>CERTIFICATES OF DEPOSIT</b>									
115,000	61690UHH6	Morgan Stanley Bank, UT 2.650% Due 06-13-24			114,655.00	114,604.43	2.71	0.12	06-13-19
194,000	07815ACY1	Bell Bank, ND 4.750% Due 07-22-24			194,000.00	193,734.75	4.80	0.22	04-20-23
45,000	254673M94	Discover Bank, DE 3.300% Due 07-29-24			44,955.00	44,761.00	3.35	0.24	07-29-22
100,000	20033A3U8	Comenity Capital Bank, UT 4.650% Due 04-17-25			99,900.00	99,517.02	4.75	0.92	04-18-23
49,000	27002YFE1	EagleBank, MD 3.300% Due 08-18-25			48,926.50	47,893.72	3.38	1.24	08-18-22
100,000	31985HCG9	First Commerce Bank, NJ 4.800% Due 12-15-25			99,900.00	99,621.87	4.90	1.52	12-15-23
100,000	619165KA0	Morton Community Bank, IL 4.400% Due 02-13-26			99,925.00	98,951.88	4.48	1.67	02-13-24
120,000	02357QBT3	Amerant Bank NA, FL 4.950% Due 03-23-26			119,820.00	119,827.51	5.00	1.78	03-23-23
50,000	12547CAZ1	CIBC Bank USA, IL 4.550% Due 04-14-26			49,925.00	49,576.58	4.60	1.85	04-14-23
50,000	58404DUA7	Medallion Bank, UT 4.500% Due 12-29-26			49,925.00	49,576.08	4.60	2.45	12-29-23
	Accrued Interest					3,241.30			
					921,931.50	921,306.15	4.37	1.05	
<b>COMMERCIAL PAPER</b>									
100,000	06054NF48	Bank of America 0.000% Due 06-04-24		A-1	96,152.50	99,474.50	5.93	0.10	10-05-23
130,000	62479LFD2	MUFG Bank 0.000% Due 06-13-24	P-1	A-1	126,773.65	129,155.91	5.49	0.12	12-29-23
					222,926.15	228,630.41	5.68	0.11	
<b>MONEY MARKET FUND</b>									
	USBMMF	First American Treasury Obligations Fund			79,932.38	79,932.38	5.17		
<b>TOTAL PORTFOLIO</b>					1,733,810.47	1,726,982.90	3.77	0.76	

**Disclosures:**

RedTree's internal accounting system is used as the source of the market value of this account. Although obtained from a source believed to be reliable, we cannot guarantee its accuracy. You should review all account statements provided by the custodian and compare with the statements provided by RedTree.

Questions? Call 888.596.2293 or email [info@redtreeinv.com](mailto:info@redtreeinv.com)

Check Nun	Type	Date	Vendor #	Status	Reconcile I	Amount
125078	ACCOUNTS_PAYABLE	04/02/2024	100128	RECONCILED	04/03/202	\$ 62.50
125081	ACCOUNTS_PAYABLE	04/02/2024	832331	RECONCILED	04/03/202	\$ 125.00
125082	ACCOUNTS_PAYABLE	04/02/2024	1000401	RECONCILED	04/03/202	\$ 62.50
125083	ACCOUNTS_PAYABLE	04/02/2024	1000430	RECONCILED	04/03/202	\$ 125.00
125079	ACCOUNTS_PAYABLE	04/02/2024	110121	RECONCILED	04/03/202	\$ 125.00
125080	ACCOUNTS_PAYABLE	04/02/2024	703291	RECONCILED	04/03/202	\$ 125.00
125093	ACCOUNTS_PAYABLE	04/03/2024	40073	RECONCILED	04/04/202	\$ 7,609.84
125109	ACCOUNTS_PAYABLE	04/03/2024	803453	RECONCILED	04/09/202	\$ 32.00
125102	ACCOUNTS_PAYABLE	04/03/2024	150091	RECONCILED	04/04/202	\$ 6,828.75
125097	ACCOUNTS_PAYABLE	04/03/2024	90140	RECONCILED	04/11/202	\$ 34,514.40
125116	ACCOUNTS_PAYABLE	04/03/2024	833127	RECONCILED	04/04/202	\$ 4,128.88
125089	ACCOUNTS_PAYABLE	04/03/2024	30467	RECONCILED	04/04/202	\$ 5,000.00
125091	ACCOUNTS_PAYABLE	04/03/2024	30767	RECONCILED	04/10/202	\$ 453.00
125105	ACCOUNTS_PAYABLE	04/03/2024	190140	RECONCILED	04/08/202	\$ 651.91
125092	ACCOUNTS_PAYABLE	04/03/2024	40052	RECONCILED	04/04/202	\$ 7,057.33
125117	ACCOUNTS_PAYABLE	04/03/2024	833366	RECONCILED	04/05/202	\$ 4,734.02
125113	ACCOUNTS_PAYABLE	04/03/2024	832240	RECONCILED	04/08/202	\$ 14,155.46
125085	ACCOUNTS_PAYABLE	04/03/2024	20094	RECONCILED	04/04/202	\$ 1,661.08
125110	ACCOUNTS_PAYABLE	04/03/2024	831164	RECONCILED	04/09/202	\$ 6,594.71
125104	ACCOUNTS_PAYABLE	04/03/2024	180214	RECONCILED	04/04/202	\$ 15,831.86
125107	ACCOUNTS_PAYABLE	04/03/2024	190598	RECONCILED	04/08/202	\$ 115.50
125099	ACCOUNTS_PAYABLE	04/03/2024	100088	RECONCILED	04/04/202	\$ 758.78
125118	ACCOUNTS_PAYABLE	04/03/2024	833372	RECONCILED	04/09/202	\$ 13,162.00
125101	ACCOUNTS_PAYABLE	04/03/2024	140295	RECONCILED	04/05/202	\$ 6,455.03
125095	ACCOUNTS_PAYABLE	04/03/2024	50183	RECONCILED	04/05/202	\$ 11,639.41
125098	ACCOUNTS_PAYABLE	04/03/2024	90155	RECONCILED	04/05/202	\$ 118.81
125112	ACCOUNTS_PAYABLE	04/03/2024	831954	RECONCILED	04/08/202	\$ 760.46
125096	ACCOUNTS_PAYABLE	04/03/2024	50195	RECONCILED	04/17/202	\$ 4,650.00
125123	ACCOUNTS_PAYABLE	04/03/2024	1000324	RECONCILED	04/04/202	\$ 364.09
125125	ACCOUNTS_PAYABLE	04/03/2024	1000723	RECONCILED	04/04/202	\$ 8,400.00
125088	ACCOUNTS_PAYABLE	04/03/2024	30117	RECONCILED	04/04/202	\$ 2,517.98
125103	ACCOUNTS_PAYABLE	04/03/2024	150173	RECONCILED	04/04/202	\$ 6,793.00
125114	ACCOUNTS_PAYABLE	04/03/2024	832680	RECONCILED	04/04/202	\$ 945.38
125126	ACCOUNTS_PAYABLE	04/03/2024	1000741	OUTSTANDING		\$ 349.50
125121	ACCOUNTS_PAYABLE	04/03/2024	1000297	RECONCILED	04/04/202	\$ 3,299.00
125094	ACCOUNTS_PAYABLE	04/03/2024	40220	RECONCILED	04/10/202	\$ 25.95
125106	ACCOUNTS_PAYABLE	04/03/2024	190142	RECONCILED	04/08/202	\$ 402.31
125115	ACCOUNTS_PAYABLE	04/03/2024	832820	RECONCILED	04/04/202	\$ 16,050.00
125122	ACCOUNTS_PAYABLE	04/03/2024	1000305	RECONCILED	04/04/202	\$ 740.25
125087	ACCOUNTS_PAYABLE	04/03/2024	20327	RECONCILED	04/04/202	\$ 7,800.00
125086	ACCOUNTS_PAYABLE	04/03/2024	20119	RECONCILED	04/09/202	\$ 500.00
125100	ACCOUNTS_PAYABLE	04/03/2024	130225	RECONCILED	04/04/202	\$ 145.00
125119	ACCOUNTS_PAYABLE	04/03/2024	833383	RECONCILED	04/04/202	\$ 95.51
125120	ACCOUNTS_PAYABLE	04/03/2024	1000050	RECONCILED	04/09/202	\$ 340.00
125084	ACCOUNTS_PAYABLE	04/03/2024	10124	RECONCILED	04/08/202	\$ 270.00
125127	ACCOUNTS_PAYABLE	04/03/2024	1000746	RECONCILED	04/05/202	\$ 23,875.00

125090	ACCOUNTS_PAYABLE	04/03/2024	30571	RECONCILED	04/08/202	\$	160.00
125111	ACCOUNTS_PAYABLE	04/03/2024	831581	RECONCILED	04/05/202	\$	10,010.00
125124	ACCOUNTS_PAYABLE	04/03/2024	1000625	RECONCILED	04/08/202	\$	1,140.00
125108	ACCOUNTS_PAYABLE	04/03/2024	210114	RECONCILED	04/04/202	\$	2,546.11
125128	REFUND	04/05/2024	833536	RECONCILED	04/05/202	\$	60.20
125130	ACCOUNTS_PAYABLE	04/09/2024	832674	RECONCILED	04/10/202	\$	62.50
125132	ACCOUNTS_PAYABLE	04/09/2024	1000461	RECONCILED	04/10/202	\$	145.20
125131	ACCOUNTS_PAYABLE	04/09/2024	833052	RECONCILED	04/10/202	\$	62.50
125129	ACCOUNTS_PAYABLE	04/09/2024	830857	RECONCILED	04/10/202	\$	250.00
125134	ACCOUNTS_PAYABLE	04/09/2024	1000675	RECONCILED	04/10/202	\$	62.50
125133	ACCOUNTS_PAYABLE	04/09/2024	1000666	RECONCILED	04/10/202	\$	125.00
125135	ACCOUNTS_PAYABLE	04/09/2024	1000489	RECONCILED	04/10/202	\$	23,936.43
125142	ACCOUNTS_PAYABLE	04/10/2024	150101	RECONCILED	04/16/202	\$	4,813.90
125146	ACCOUNTS_PAYABLE	04/10/2024	180322	RECONCILED	04/11/202	\$	521,019.18
125136	ACCOUNTS_PAYABLE	04/10/2024	20226	RECONCILED	04/11/202	\$	429.00
125156	ACCOUNTS_PAYABLE	04/10/2024	1000297	RECONCILED	04/11/202	\$	870.00
125153	ACCOUNTS_PAYABLE	04/10/2024	832917	RECONCILED	04/11/202	\$	2,566.67
125145	ACCOUNTS_PAYABLE	04/10/2024	160275	RECONCILED	04/11/202	\$	5,366.64
125151	ACCOUNTS_PAYABLE	04/10/2024	831308	RECONCILED	04/12/202	\$	1,108.00
125162	ACCOUNTS_PAYABLE	04/10/2024	1000772	RECONCILED	04/11/202	\$	7,980.00
125154	ACCOUNTS_PAYABLE	04/10/2024	832932	RECONCILED	04/11/202	\$	857.55
125163	ACCOUNTS_PAYABLE	04/10/2024	1000774	VOID		\$	2,450.00
125160	ACCOUNTS_PAYABLE	04/10/2024	1000752	RECONCILED	04/11/202	\$	46.97
125144	ACCOUNTS_PAYABLE	04/10/2024	160217	RECONCILED	04/11/202	\$	207.48
125137	ACCOUNTS_PAYABLE	04/10/2024	50183	RECONCILED	04/12/202	\$	32,119.00
125149	ACCOUNTS_PAYABLE	04/10/2024	260121	RECONCILED	04/15/202	\$	830.00
125158	ACCOUNTS_PAYABLE	04/10/2024	1000655	RECONCILED	04/11/202	\$	245.00
125155	ACCOUNTS_PAYABLE	04/10/2024	833517	RECONCILED	04/11/202	\$	235.50
125159	ACCOUNTS_PAYABLE	04/10/2024	1000740	RECONCILED	04/11/202	\$	750.00
125139	ACCOUNTS_PAYABLE	04/10/2024	100520	OUTSTANDING		\$	39.19
125147	ACCOUNTS_PAYABLE	04/10/2024	200240	RECONCILED	04/11/202	\$	573.55
125138	ACCOUNTS_PAYABLE	04/10/2024	100208	RECONCILED	04/12/202	\$	18.91
125141	ACCOUNTS_PAYABLE	04/10/2024	130457	RECONCILED	04/11/202	\$	1,500.00
125148	ACCOUNTS_PAYABLE	04/10/2024	210114	RECONCILED	04/11/202	\$	3,535.49
125143	ACCOUNTS_PAYABLE	04/10/2024	150183	RECONCILED	04/11/202	\$	1,955.12
125152	ACCOUNTS_PAYABLE	04/10/2024	832109	RECONCILED	04/11/202	\$	60.64
125150	ACCOUNTS_PAYABLE	04/10/2024	803435	RECONCILED	04/11/202	\$	32,510.35
125157	ACCOUNTS_PAYABLE	04/10/2024	1000469	RECONCILED	04/11/202	\$	5,333.00
125161	ACCOUNTS_PAYABLE	04/10/2024	1000768	RECONCILED	04/15/202	\$	1,860.00
125140	ACCOUNTS_PAYABLE	04/10/2024	130225	RECONCILED	04/11/202	\$	60.00
0	ACCOUNTS_PAYABLE	04/10/2024	900051	RECONCILED	04/12/202	\$	7,545.61
125175	ACCOUNTS_PAYABLE	04/15/2024	110145	RECONCILED	04/16/202	\$	7,941.82
125197	ACCOUNTS_PAYABLE	04/15/2024	832676	RECONCILED	04/16/202	\$	1,185.00
125217	ACCOUNTS_PAYABLE	04/15/2024	1000759	RECONCILED	04/16/202	\$	125.00
125169	ACCOUNTS_PAYABLE	04/15/2024	40052	RECONCILED	04/16/202	\$	613.73
125168	ACCOUNTS_PAYABLE	04/15/2024	30467	RECONCILED	04/16/202	\$	8,764.26
125164	ACCOUNTS_PAYABLE	04/15/2024	20094	RECONCILED	04/16/202	\$	39.96

125211	ACCOUNTS_PAYABLE	04/15/2024	1000471	RECONCILED	04/24/202	\$	3,966.40
125206	ACCOUNTS_PAYABLE	04/15/2024	833793	RECONCILED	04/22/202	\$	520.00
125171	ACCOUNTS_PAYABLE	04/15/2024	70148	RECONCILED	04/16/202	\$	953.33
125180	ACCOUNTS_PAYABLE	04/15/2024	160245	RECONCILED	04/18/202	\$	732.50
125193	ACCOUNTS_PAYABLE	04/15/2024	832384	RECONCILED	04/16/202	\$	1,000.00
125201	ACCOUNTS_PAYABLE	04/15/2024	832932	RECONCILED	04/16/202	\$	267.68
125190	ACCOUNTS_PAYABLE	04/15/2024	830861	RECONCILED	04/16/202	\$	350.00
125218	ACCOUNTS_PAYABLE	04/15/2024	1000763	RECONCILED	04/22/202	\$	870.00
125179	ACCOUNTS_PAYABLE	04/15/2024	150101	RECONCILED	04/22/202	\$	1,829.38
125198	ACCOUNTS_PAYABLE	04/15/2024	832850	RECONCILED	04/16/202	\$	9,960.00
125172	ACCOUNTS_PAYABLE	04/15/2024	100088	RECONCILED	04/16/202	\$	348.21
125166	ACCOUNTS_PAYABLE	04/15/2024	20237	RECONCILED	04/16/202	\$	2,820.30
125165	ACCOUNTS_PAYABLE	04/15/2024	20226	RECONCILED	04/16/202	\$	8,000.00
125207	ACCOUNTS_PAYABLE	04/15/2024	1000271	RECONCILED	04/16/202	\$	4,000.00
125177	ACCOUNTS_PAYABLE	04/15/2024	130225	RECONCILED	04/16/202	\$	60.00
125184	ACCOUNTS_PAYABLE	04/15/2024	200152	RECONCILED	04/16/202	\$	490.99
125199	ACCOUNTS_PAYABLE	04/15/2024	832866	RECONCILED	04/16/202	\$	125.00
125186	ACCOUNTS_PAYABLE	04/15/2024	210114	RECONCILED	04/16/202	\$	2,219.42
125192	ACCOUNTS_PAYABLE	04/15/2024	831303	RECONCILED	04/16/202	\$	150.00
125196	ACCOUNTS_PAYABLE	04/15/2024	832657	RECONCILED	04/16/202	\$	107,591.25
125214	ACCOUNTS_PAYABLE	04/15/2024	1000679	RECONCILED	04/16/202	\$	15.00
125210	ACCOUNTS_PAYABLE	04/15/2024	1000431	RECONCILED	04/16/202	\$	125.00
125213	ACCOUNTS_PAYABLE	04/15/2024	1000628	RECONCILED	04/16/202	\$	2,387.00
125178	ACCOUNTS_PAYABLE	04/15/2024	140329	RECONCILED	04/18/202	\$	172.80
125203	ACCOUNTS_PAYABLE	04/15/2024	833324	RECONCILED	04/16/202	\$	3,420.00
125200	ACCOUNTS_PAYABLE	04/15/2024	832909	RECONCILED	04/16/202	\$	29,661.37
125170	ACCOUNTS_PAYABLE	04/15/2024	70110	RECONCILED	04/29/202	\$	1,209.95
125176	ACCOUNTS_PAYABLE	04/15/2024	120271	RECONCILED	04/23/202	\$	18.61
125173	ACCOUNTS_PAYABLE	04/15/2024	100308	RECONCILED	04/16/202	\$	450.00
125215	ACCOUNTS_PAYABLE	04/15/2024	1000711	RECONCILED	04/16/202	\$	125.00
125174	ACCOUNTS_PAYABLE	04/15/2024	100330	RECONCILED	04/16/202	\$	50.00
125181	ACCOUNTS_PAYABLE	04/15/2024	160281	RECONCILED	04/19/202	\$	4,657.50
125216	ACCOUNTS_PAYABLE	04/15/2024	1000725	RECONCILED	04/16/202	\$	7,864.50
125188	ACCOUNTS_PAYABLE	04/15/2024	803379	RECONCILED	04/16/202	\$	10.63
125194	ACCOUNTS_PAYABLE	04/15/2024	832443	RECONCILED	04/16/202	\$	835.00
125204	ACCOUNTS_PAYABLE	04/15/2024	833472	RECONCILED	04/16/202	\$	3,625.00
125167	ACCOUNTS_PAYABLE	04/15/2024	30425	RECONCILED	04/22/202	\$	182.00
125195	ACCOUNTS_PAYABLE	04/15/2024	832454	RECONCILED	04/16/202	\$	228.00
125183	ACCOUNTS_PAYABLE	04/15/2024	190019	RECONCILED	04/19/202	\$	1,141.18
125202	ACCOUNTS_PAYABLE	04/15/2024	833080	RECONCILED	04/16/202	\$	666.25
125191	ACCOUNTS_PAYABLE	04/15/2024	831231	RECONCILED	04/16/202	\$	125.00
125212	ACCOUNTS_PAYABLE	04/15/2024	1000529	OUTSTANDING		\$	19.40
125187	ACCOUNTS_PAYABLE	04/15/2024	260121	RECONCILED	04/19/202	\$	779.00
125185	ACCOUNTS_PAYABLE	04/15/2024	200188	RECONCILED	04/16/202	\$	107.98
125205	ACCOUNTS_PAYABLE	04/15/2024	833516	RECONCILED	04/16/202	\$	577.00
125182	ACCOUNTS_PAYABLE	04/15/2024	190000	RECONCILED	04/16/202	\$	904.00
125219	ACCOUNTS_PAYABLE	04/15/2024	1000777	RECONCILED	04/18/202	\$	46.87



125208	ACCOUNTS_PAYABLE	04/15/2024	1000297	RECONCILED	04/16/202	\$	3,299.00
125189	ACCOUNTS_PAYABLE	04/15/2024	830708	RECONCILED	04/22/202	\$	88.00
125209	ACCOUNTS_PAYABLE	04/15/2024	1000398	RECONCILED	04/16/202	\$	125.00
125220	ACCOUNTS_PAYABLE	04/16/2024	1000766	RECONCILED	04/17/202	\$	1,500.00
125229	ACCOUNTS_PAYABLE	04/22/2024	833326	RECONCILED	04/23/202	\$	375.00
125232	ACCOUNTS_PAYABLE	04/22/2024	1000692	RECONCILED	04/23/202	\$	125.00
125231	ACCOUNTS_PAYABLE	04/22/2024	1000490	RECONCILED	04/23/202	\$	992.65
125221	ACCOUNTS_PAYABLE	04/22/2024	10114	RECONCILED	04/23/202	\$	375.00
125233	ACCOUNTS_PAYABLE	04/22/2024	1000753	RECONCILED	04/25/202	\$	200.00
125234	ACCOUNTS_PAYABLE	04/22/2024	1000774	RECONCILED	04/23/202	\$	2,450.00
125223	ACCOUNTS_PAYABLE	04/22/2024	140114	RECONCILED	04/23/202	\$	215.26
125222	ACCOUNTS_PAYABLE	04/22/2024	130099	RECONCILED	04/23/202	\$	125.00
125230	ACCOUNTS_PAYABLE	04/22/2024	1000460	RECONCILED	04/23/202	\$	50.00
125226	ACCOUNTS_PAYABLE	04/22/2024	832198	RECONCILED	04/23/202	\$	50.00
125227	ACCOUNTS_PAYABLE	04/22/2024	832674	RECONCILED	04/23/202	\$	62.50
125225	ACCOUNTS_PAYABLE	04/22/2024	830735	RECONCILED	04/23/202	\$	234.60
125224	ACCOUNTS_PAYABLE	04/22/2024	830697	RECONCILED	04/23/202	\$	375.00
125228	ACCOUNTS_PAYABLE	04/22/2024	833052	RECONCILED	04/23/202	\$	62.50
0	ACCOUNTS_PAYABLE	04/30/2024	900017	RECONCILED	04/30/202	\$	89,146.00
0	ACCOUNTS_PAYABLE	04/30/2024	900016	RECONCILED	04/30/202	\$	287,266.00
0	PAYROLL	04/19/2024		RECONCILED	04/30/202	\$	4,034.08
0	PAYROLL	04/05/2024		RECONCILED	04/30/202	\$	1,108,616.35
0	PAYROLL	04/19/2024		RECONCILED	04/30/202	\$	1,043,188.29
125280	ACCOUNTS_PAYABLE	04/24/2024	1000779	OUTSTANDING		\$	446.25
125275	ACCOUNTS_PAYABLE	04/24/2024	1000495	RECONCILED	04/25/202	\$	54,498.82
125273	ACCOUNTS_PAYABLE	04/24/2024	1000465	OUTSTANDING		\$	2,004.80
125251	ACCOUNTS_PAYABLE	04/24/2024	180214	RECONCILED	04/25/202	\$	14,248.82
125241	ACCOUNTS_PAYABLE	04/24/2024	40220	RECONCILED	04/26/202	\$	2,575.96
125247	ACCOUNTS_PAYABLE	04/24/2024	100283	RECONCILED	04/25/202	\$	55.00
125253	ACCOUNTS_PAYABLE	04/24/2024	200240	RECONCILED	04/25/202	\$	193.50
125274	ACCOUNTS_PAYABLE	04/24/2024	1000471	RECONCILED	04/26/202	\$	2,298.00
125256	ACCOUNTS_PAYABLE	04/24/2024	210133	OUTSTANDING		\$	1,934.96
125250	ACCOUNTS_PAYABLE	04/24/2024	160275	RECONCILED	04/25/202	\$	63,311.45
125243	ACCOUNTS_PAYABLE	04/24/2024	50110	OUTSTANDING		\$	5,233.76
125240	ACCOUNTS_PAYABLE	04/24/2024	40073	RECONCILED	04/25/202	\$	7,176.54
125257	ACCOUNTS_PAYABLE	04/24/2024	230417	RECONCILED	04/25/202	\$	3,420.00
125245	ACCOUNTS_PAYABLE	04/24/2024	50195	OUTSTANDING		\$	450.00
125242	ACCOUNTS_PAYABLE	04/24/2024	40228	RECONCILED	04/25/202	\$	1,105.00
125255	ACCOUNTS_PAYABLE	04/24/2024	210114	RECONCILED	04/25/202	\$	2,087.31
125237	ACCOUNTS_PAYABLE	04/24/2024	30240	RECONCILED	04/25/202	\$	437.52
125252	ACCOUNTS_PAYABLE	04/24/2024	190142	RECONCILED	04/29/202	\$	434.23
125246	ACCOUNTS_PAYABLE	04/24/2024	90155	RECONCILED	04/25/202	\$	215.17
125236	ACCOUNTS_PAYABLE	04/24/2024	20229	RECONCILED	04/25/202	\$	1,412.00
125264	ACCOUNTS_PAYABLE	04/24/2024	832828	RECONCILED	04/25/202	\$	648.52
125276	ACCOUNTS_PAYABLE	04/24/2024	1000548	RECONCILED	04/29/202	\$	287.50
125279	ACCOUNTS_PAYABLE	04/24/2024	1000766	RECONCILED	04/25/202	\$	2,500.00
125278	ACCOUNTS_PAYABLE	04/24/2024	1000726	RECONCILED	04/25/202	\$	3,680.94

125277	ACCOUNTS_PAYABLE	04/24/2024	1000696	RECONCILED	04/25/202	\$	3,333.33
125267	ACCOUNTS_PAYABLE	04/24/2024	833268	RECONCILED	04/25/202	\$	96.55
125272	ACCOUNTS_PAYABLE	04/24/2024	1000379	RECONCILED	04/25/202	\$	6,764.00
125263	ACCOUNTS_PAYABLE	04/24/2024	832754	RECONCILED	04/25/202	\$	174.61
125254	ACCOUNTS_PAYABLE	04/24/2024	200258	RECONCILED	04/26/202	\$	5,555.50
125258	ACCOUNTS_PAYABLE	04/24/2024	803379	RECONCILED	04/25/202	\$	286.98
125235	ACCOUNTS_PAYABLE	04/24/2024	10518	RECONCILED	04/30/202	\$	178.00
125244	ACCOUNTS_PAYABLE	04/24/2024	50183	VOID		\$	4,160.00
125239	ACCOUNTS_PAYABLE	04/24/2024	30571	RECONCILED	04/30/202	\$	280.00
125269	ACCOUNTS_PAYABLE	04/24/2024	1000050	RECONCILED	04/29/202	\$	340.00
125268	ACCOUNTS_PAYABLE	04/24/2024	833444	RECONCILED	04/25/202	\$	80,388.75
125270	ACCOUNTS_PAYABLE	04/24/2024	1000176	RECONCILED	04/25/202	\$	2,740.70
125260	ACCOUNTS_PAYABLE	04/24/2024	831579	RECONCILED	04/25/202	\$	212,800.00
125266	ACCOUNTS_PAYABLE	04/24/2024	832936	RECONCILED	04/25/202	\$	3,804.00
125271	ACCOUNTS_PAYABLE	04/24/2024	1000259	RECONCILED	04/25/202	\$	310.00
125249	ACCOUNTS_PAYABLE	04/24/2024	160207	RECONCILED	04/25/202	\$	1,424.85
125265	ACCOUNTS_PAYABLE	04/24/2024	832931	RECONCILED	04/25/202	\$	7,166.61
125248	ACCOUNTS_PAYABLE	04/24/2024	120118	OUTSTANDING		\$	800.00
125261	ACCOUNTS_PAYABLE	04/24/2024	832070	RECONCILED	04/29/202	\$	384.33
125238	ACCOUNTS_PAYABLE	04/24/2024	30358	RECONCILED	04/26/202	\$	1,000.00
125259	ACCOUNTS_PAYABLE	04/24/2024	831507	RECONCILED	04/26/202	\$	68.77
125262	ACCOUNTS_PAYABLE	04/24/2024	832489	RECONCILED	04/25/202	\$	236.55
0	ACCOUNTS_PAYABLE	04/30/2024	900008	RECONCILED	04/30/202	\$	457,666.14
0	ACCOUNTS_PAYABLE	04/30/2024	900039	RECONCILED	04/30/202	\$	30,218.47
0	ACCOUNTS_PAYABLE	04/30/2024	900050	RECONCILED	04/30/202	\$	12,225.90
0	ACCOUNTS_PAYABLE	04/30/2024	900047	RECONCILED	04/30/202	\$	1,955.06
0	ACCOUNTS_PAYABLE	04/30/2024	900016	RECONCILED	04/30/202	\$	30,811.44
0	ACCOUNTS_PAYABLE	04/30/2024	900017	RECONCILED	04/30/202	\$	2,542.92
125285	ACCOUNTS_PAYABLE	04/29/2024	832331	RECONCILED	04/30/202	\$	125.00
125288	ACCOUNTS_PAYABLE	04/29/2024	833337	RECONCILED	04/30/202	\$	250.00
125289	ACCOUNTS_PAYABLE	04/29/2024	1000325	RECONCILED	04/29/202	\$	323.16
125290	ACCOUNTS_PAYABLE	04/29/2024	1000668	RECONCILED	04/30/202	\$	125.00
125292	ACCOUNTS_PAYABLE	04/29/2024	1000752	RECONCILED	04/30/202	\$	66.90
125281	ACCOUNTS_PAYABLE	04/29/2024	110121	RECONCILED	04/30/202	\$	125.00
125284	ACCOUNTS_PAYABLE	04/29/2024	703291	RECONCILED	04/30/202	\$	125.00
125283	ACCOUNTS_PAYABLE	04/29/2024	500607	RECONCILED	04/30/202	\$	200.00
125287	ACCOUNTS_PAYABLE	04/29/2024	833216	RECONCILED	04/30/202	\$	500.00
125282	ACCOUNTS_PAYABLE	04/29/2024	110265	RECONCILED	04/30/202	\$	437.50
125286	ACCOUNTS_PAYABLE	04/29/2024	832851	RECONCILED	04/30/202	\$	50.00
125291	ACCOUNTS_PAYABLE	04/29/2024	1000675	RECONCILED	04/30/202	\$	125.00
0	ACCOUNTS_PAYABLE	04/30/2024	900022	RECONCILED	04/30/202	\$	2,594.99